



**Whit unique recharging from the  
truck's lighting circuit**





## P-LIGHT - Smart PTO

### - For safety and function

P-LIGHT is a battery and power pack that drives lighting, electrical and hydraulic functions on trucks and trailers.

It is based on charging taking place using up to 10A from the vehicle's lighting circuit and thereby all P-LIGHTs have the function that parking and position lights can be switched on when parking the trailer.

Extended charging is available of up to 45Ah and the battery capacity is from 18Ah to 200Ah. P-LIGHT runs the most common

electrical and hydraulic functions on trailers, see function overview on page 6.

One of the biggest advantages of the P-LIGHT is that the trailer becomes independent of the truck and all functions can be run when the trailer is disconnected, as soon as the trailer is connected to the truck, the batteries are charged intelligently again.

When the truck is connected, the P-LIGHT acts as an accumulator that balances the output from the vehicle.

## P-LIGHT Midi och Maxi

### - For parking lights and electrical equipment



Art. No.	Article
PL1177	P-LIGHT Midi
PL1407	P-LIGHT Maxi

See also the function overview on page 6

## P-LIGHT Maxi XL HyCover

### - For operation of Ängsgården HyCover



P-LIGHT Maxi XL HyCover was developed together with Ängsgården System AB. With this, you can operate simple lighting such as flashlights and working lights together with Ängsgården Systems canopy cover HyCover, with or without radio. Available for one or two canopy covers. See also the function overview on page 6.

Art. No.	Article
PL14071-XL-HC01	P-LIGHT Maxi XL 10A HyCover 1xSol. Rev.
PL14071-XL-HC01R3	P-LIGHT Maxi XL 10A HyCover 1xSol. Rev. R3/5
PL14071-XL-HC02	P-LIGHT Maxi XL 10A HyCover 2xSol. Rev
PL14071-XL-HC02R8	P-LIGHT Maxi XL 10A HyCover 2xSol. Rev. R8/11
PL14071-XL-HC02R10	P-LIGHT Maxi XL 10A HyCover 2xSol. Rev. R10/19

## P-LIGHT Maxi XL

### - With power take-off for equipment



With the P-LIGHT Maxi XL, you can easily run electrical equipment that requires a power take-off of up to 100A for 30-60 seconds and a total of 5-10 minutes during a working day or equipped with a relay up to 50A. See also the function overview on page 6.

Art. No.	Article
PL14071-XL-STD	P-LIGHT Maxi XL 10A, Solenoid >100A
PL14071-XL-STD-R	P-LIGHT Maxi XL 10A, Relay >50A
PL14072-XL-STD	P-LIGHT Maxi XL 20A, Solenoid >100A
PL14072-XL-RR01	P-LIGHT Maxi XL Rail/Road #01 2x5A

## P-LIGHT Maxi XL VIBRA

### - Operation of electrical vibrators on tipping trailer



P-LIGHT Maxi XL Vibra is specially developed for vibrators for gravel/tipping platforms, which require a power take-off of up to 100A for 30-60 seconds and a total of 5-10 minutes during a working day. See also the function overview on page 6.

Art. No.	Article
PL14071-XL-STD	P-LIGHT Maxi XL 10A, Vibra
PL14072-XL-STD	P-LIGHT Maxi XL 20A, Vibra

## P-LIGHT Maxi XL Hydro Comp

- Operation of hydraulic equipment



With P-LIGHT Maxi XL Hydro Comp you can run hydraulic equipment for a total of 5-10 operations/day and 30-60 seconds/operation. Can be ordered with various hydraulic and pneumatic valves. See also function overview page 6.

Art. No.	Article
PL14071-XLH2-PT	P-LIGHT Maxi XL 10A Hydro CompP&T
PL14071-XLH2-1VALVE	P-LIGHT Maxi XL 10A Hydro Comp - 1 Ventil
PL14071-XLH2-2VALVE	P-LIGHT Maxi XL 10A Hydro Comp - 2 Ventil
PL14071-XLH2-3VALVE	P-LIGHT Maxi XL 10A Hydro Comp - 3 Ventil

## P-LIGHT Hydro Comp

- Operation of hydraulic equipment

With P-LIGHT Hydro Comp you can run hydraulic equipment on trucks and trailers. For example, a height-adjustable roof on a truck. Select valves. See also function overview page 6.

Art. No.	Article
PL18HC-2-LR	P-LIGHT Hydro Comp 2kW LowRoof
PL18HC-2-PT	P-LIGHT Hydro Comp 2kW P & T
PL18HC-2-1VALVE	P-LIGHT Hydro Comp 2kW - 1 Ventil
PL18HC-2-2VALVE	P-LIGHT Hydro Comp 2kW - 2 Ventil
PL18HC-2-3VALVE	P-LIGHT Hydro Comp 2kW - 3 Ventil

## Option hydraulic valves

- P-LIGHT Hydro Comp

Art. No.	Article
IH2NG4-C11	Directional valve NG4 C11 CC
IH2NG4-H11	Directional valve NG4 H11 OC
IH2NG4-Y11	Directional valve NG4 Y11 OC
IH2NG4-Z11	Directional valve NG4 Z11 CC
PL18NG4-SBNC-AB	Sandwich locking valve NG4 NC A-B CPL
PL18NG4-SBNO-AB	Sandwich locking valve NG4 A-B NO CPL
PL18NG4-SBP-AB	Sandwich Pilot valve NG4 A1 & B1 CPL

Excl. Magnetic coil. Magnetic coil is part of Hydro Comp.

OC = Open Center - CC = Close Center - NO = Normally Open - NC = Normally Close

- P = Pressure - T = Tank - A = Port A - B = Port B

## P-LIGHT Maxi XL Hydro Comp

- For operation of 1-axle steering



With the P-LIGHT Maxi XL Hydro Comp you drive 1-axle steering and pneumatic valves for axle locking (co-tracking and steerable axles). Very easy to operate thanks to installed radio control. See also function overview page 6.

Art. No.	Article
PL14071-XLH2-A1P1	P-LIGHT Maxi XL 10A Hydro Comp A1P1
PL14071-XLH2-A1P1R8	P-LIGHT Maxi XL 10A Hydro Comp A1P1R8
PL14071-XLH2-A1P2	P-LIGHT Maxi XL 10A Hydro Comp A1P2
PL14071-XLH2-A1P2R8	P-LIGHT Maxi XL 10A Hydro Comp A1P2R8

## P-LIGHT Hydro Frame

- For operation of 2-axle steering



P-LIGHT Magnum Frame together with a P-LIGHT Hydro Frame with built-in oil tank, double pump and special valve for 2-axis control, 2-axis pneumatic lock and remote control with 8 button transmitter and a receiver with 11 relays. See also function overview page 6.

Art. No.	Article
PL1815501-1-A2P2R8	P-LIGHT Hydro Frame 10A/150Ah A2P2R8
PL1815502-1-A1P2R8	P-LIGHT Hydro Frame 20A/150Ah A1P2R8

## P-LIGHT Magnum

- For operation of electrical and hydraulic equipment

Complete battery backup for large power take-outs. P-LIGHT Magnum is the most powerful - providing power to a hydraulics package is no problem. Charges <10A while driving without special wiring and up to 45Ah with additional wiring.

P-LIGHT Magnum is available in several designs and is primarily

### P-LIGHT Magnum 880



Art. No.	Article
PL1715081-STD	P-LIGHT Magnum 880 10A/150Ah
PL1715082-STD	P-LIGHT Magnum 880 20A/150Ah
PL1720082-STD	P-LIGHT Magnum 880 20A/200Ah
PL1720083-STD	P-LIGHT Magnum 880 30A/200Ah

Mounting in toolbox. Dimensions 100x50x50 cm

### P-LIGHT Magnum Splitt



Art. No.	Article
PL17150S1-STD	P-LIGHT Magnum Splitt 10A/150Ah
PL17150S2-STD	P-LIGHT Magnum Splitt 20A/150Ah
PL17200S3-STD	P-LIGHT Magnum Splitt 30A/200Ah

P-LIGHT Magnum, for mounting in a toolbox or similar. Electronics box and batteries are delivered separately.

## P-LIGHT Magnum

- For operation of tail lifts and double floor



P-LIGHT Magnum is the best alternative for operating a trailer with a tail lift and a double flatbed. It charges up to 30A and has 200Ah batteries. One of the many advantages is that you can also operate the lift and the double flatbed without having the vehicle connected. See also the function overview on page 6.

intended to operate mobile hydraulic equipment on trailers; P-LIGHT Magnum can easily be ordered in different designs depending on the need for battery size, radio control, etc. P-LIGHT Magnum has a battery isolator, power fuse, disconnect switch, solenoid as options. See also the function overview on page 6.

### P-LIGHT Magnum Frame



Art. No.	Article
PL1712501-1	P-LIGHT Magnum Frame 435 10A/120Ah
PL1715501-1	P-LIGHT Magnum Frame 435 10A/150Ah
PL1715502-1	P-LIGHT Magnum Frame 435 20A/150Ah
PL1715502-1-R	P-LIGHT Magnum Frame 435 20A/150Ah Relä 50A
PL1720602-1	P-LIGHT Magnum Frame 567 20A/200Ah
PL17-0A0	P-LIGHT Frame bracket mod A
PL17-0B0	P-LIGHT Frame bracket mod B
PL17-0C0	P-LIGHT Frame bracket mod C
PL17-0D0	P-LIGHT Frame bracket mod D
PL17-0E0	P-LIGHT Frame bracket mod E
PL17-0F0	P-LIGHT Frame bracket mod F
PL17-0M12	Frame clamps M12 cpl sats (4pcs)

Mounting directly on the frame. Frame bracket will be added, Drawings are available at support.p-light.com.

P-LIGHT Magnum Frame is available with up to 45A charge as an option, Request a quote.



Art. No.	Article
PL1720083-STD	P-LIGHT Magnum 880 30A/200Ah
PL17200S3-STD	P-LIGHT Magnum Splitt 30A/200Ah

P-LIGHT Magnum 880 mounting in toolbox. Dimensions 100x50x50 cm and P-LIGHT Magnum Splitt mounting in a toolbox or similar. Electronics box and batteries are delivered separately.

## P-LIGHT Magnum

### - For operation of tail lifts

P-LIGHT Magnum is the best alternative for operating the tail lift on the trailer. It is a battery and power pack with unique charging. It charges up to 10A or 20A while driving, depending on the power you choose.

If you drive short distances and use the lift many times a day, you will need a 20A charge; if you drive longer distances and only use the lift a few times a day, you can manage with a 10A charge.

One of the many advantages is also that you can operate the lift without having the truck connected; perfect when you need to unload or adjust the trailer and reload between truck and trailer.

P-LIGHT Magnum is recommended by most lift manufacturers.

See also the function overview on page 6.



P-LIGHT Magnum Frame



P-LIGHT Magnum 880



P-LIGHT Magnum Splitt

Art. No.	Article
PL1715501-1	P-LIGHT Magnum Frame 435 10A/150Ah
PL1715502-1	P-LIGHT Magnum Frame 435 20A/150Ah
PL1715081-STD	P-LIGHT Magnum 880 10A/150Ah
PL1715081-STD	P-LIGHT Magnum 880 20A/150Ah
PL17150S1-STD	P-LIGHT Magnum Splitt 10A/150Ah
PL17150S2-STD	P-LIGHT Magnum Splitt 20A/150Ah

P-LIGHT Magnum Frame mounting directly on the frame. Frame bracket will be added, There are various different frame brackets for P-LIGHT Magnum Frame. See prices on page 4. Drawings are available at support.p-light.com.

P-LIGHT Magnum 880 mounting in toolbox. Dimensions 100x50x50 cm

P-LIGHT Magnum Splitt mounting in a toolbox or similar. Electronics box and batteries are delivered separately.

## P-LIGHT Hydro

### - Operation of hydraulics on trailers

P-LIGHT Hydro comes complete with powerful hydraulics adapted for trailers. Charging can be carried out with up to 30A and batteries up to 200Ah. Here, everything is brought together in one chassis for easy installation in the existing toolbox. Available with various engine and pump options such as 2.4 kW and 4.5 kW engines and oil tanks of 13 or 22 litres.

P-LIGHT Hydro can easily be ordered with P/T or with different valves adapted for e.g. ramps, canopy cover, bogie lift, sliding bogie, sled and the most common hydraulic and pneumatic functions available on trailers, with or without radio control.

The biggest advantage of the P-LIGHT Hydro is that the trailer becomes independent of the truck and all functions can be run when the trailer is disconnected, as soon as the trailer is connected to the truck, the batteries are charged intelligently again.

See also the function overview on page 6.



Art. No.	Article
PL1812081-2-13	Hydro 880 10A/120Ah/2.4kW/13L P&T
PL1815081-2-13	Hydro 880 10A/150Ah/2.4kW/13L P&T
PL1815081-4-13	Hydro 880 10A/150Ah/4.5kW/13L P&T
PL1815083-4-13	Hydro 880 30A/150Ah/4.5kW/13L P&T
PL1820103-4-13	Hydro 1080 30A/200Ah/4.5kW/13P&T
PL1820123-4-22	Hydro 1250 30A/200Ah/4.5kW/22LP&T

P-LIGHT Hydro 880 mounting in toolbox. Dimensions: 100x50x50 cm

P-LIGHT Hydro 1080 mounting in toolbox. Dimensions: 120x50x50 cm

P-LIGHT Hydro 1250 mounting in toolbox. Dimensions: 135x50x50 cm

## Option hydraulic valves

### - P-LIGHT Hydro


Art. No.	Article
PL18NG4-C11	Dir Control Valve NG4 C11 CC 27V CPL
PL18NG4-H11	Dir Control Valve NG4 H11 OC 27V CPL
PL18NG4-Y11	Dir Control Valve NG4 Y11 OC 27V CPL
PL18NG4-Z11	Dir Control Valve NG4 Z11 CC 27V CPL
PL18NG4-SBNC-AB	Sandwich locking valve NG4 NC A-B CPL
PL18NG4-SBNO-AB	Sandwich locking valve NG4 A-B NO CPL
PL18NG4-SBP-AB	Sandwich Pilot valve NG4 A1 & B1 CPL

OC = Open Center - CC = Close Center - NO = Normally Open - NC = Normally Close  
- P = Pressure - T = Tank - A = Port A - B = Port B



## P-LIGHT - Function overview

- Choose the correct model for your needs



Below are examples of what each P-LIGHT model can control and operate as well as what maximum output it has and what effect it can give. Use this as a guide to find the right model for your needs.

If you need help figuring out what is needed to run the functions you need, please contact us and we will help you find the right model with the right power, charging, battery, etc.

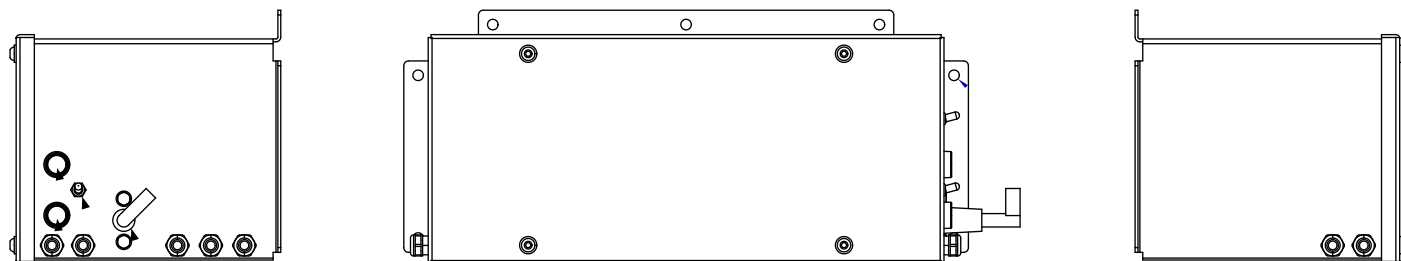
Function ↓ (electric eller hydraulic)	Model →	Midi	Maxi	Maxi XL Maxi XL Vibra	Maxi XL HyCover	Maxi XL Hydro Comp	Magnum Split/Frame	Hydro	Magnum Frame HydroFrame
Parking light		x	x	x	x	x	x	x	x
Radio/remote control		x	x	x	x	x	x	x	x
Strobe light		-	x	x	x	x	x	x	x
Courtesy light		-	x	x	-	x	x	x	x
Work light		-	x	x	x	x	x	x	x
Power		-	-	x	x	x	x	x	x
Heating system		-	-	x	-	x	x	x	x
Electrical vibrators		-	-	x	-	-	-	-	-
Tail lifts		-	-	-	-	-	x	-	-
Trailer cover Ängsgården		-	-	-	x	-	-	-	-
Double floor		-	-	-	-	-	x	-	-
Ramps		-	-	-	-	x	-	x	x
Drawbar		-	x	x	x	x	x	x	x
Pneumatic valves		-	x	x	x	x	x	x	x
Hydraulic equipment		-	-	-	-	x	-	x	x
Electronic equipment		-	x	x	x	x	x	x	x
Battery Disconnect		-	-	x	x	x	x	x	x
1-axel steering		-	-	-	-	x	-	x	-
2-axel steering		-	-	-	-	-	-	-	x
Max simultaneous Watt outtake	50	270	270	270	270	270	270	270	270
Max outtake in Amp, Solenoid	-	-	1x<100	-	1x<100	1x<300	-	-	-
Max outtake in Amp, Relay	-	-	1x<50	-	1x<50	1x<50	-	-	-
Hydraulic motor Power in kW	-	-	-	-	2	-	2,4/4,5	3	
Battery capacity Ah*	18	45	45	45	45	120-200	120-200	150	
Charging A**	5	10	10 (20)	10	10 (20)	10 (30/45)	10 (30)	10 (45)	
Volt	24	24	24	24	24	24	24	24	24

\* On Magnum, Magnum Split, Magnum Frame and Hydro you can choose 120Ah, 150Ah or 200Ah batteries.

\*\* The value in brackets is what can be ordered as an option, a total of 20A or 30A. 45A charging applies only to Magnum Frame.

## P-LIGHT - Dimensions and weights



- Key dimensions when installing and assembling




P-LIGHT Model	Battery/Engine Ah/kW	Length mm		Width mm	Height mm		Weight about kg
		without bracket	with bracket		without bracket	with bracket	
P-LIGHT Midi	18Ah	210	260	240	190	210	20
P-LIGHT Maxi	45Ah	430	490	250	230	260	45
P-LIGHT Maxi XL	45Ah	530	590	280	230	260	50
P-LIGHT Hydro Comp 7L	-/2kW	590	630	330	272	295	20
P-LIGHT Magnum 680	120Ah	680	440			290	100
P-LIGHT Magnum 680	150Ah	680	480			290	120
P-LIGHT Magnum 880	150Ah	880	440			290	125
P-LIGHT Magnum 880	200Ah	880	480			290	160
P-LIGHT Magnum Splitt	excl. batteries	215		330		145	10
P-LIGHT Magnum Frame 435	120/150ah	690	809	495		306	125/150
P-LIGHT Magnum Frame 567	200Ah	690	809	626		306	200
P-LIGHT Hydro 880	120Ah	880		440		290	130
P-LIGHT Hydro 1080	150Ah/2,4kW	1080		440		290	150
P-LIGHT Hydro 1080	150Ah/4,5kW	1080		466		290	160
P-LIGHT Hydro 1080	200Ah/2,4kW	1080		478		290	170
P-LIGHT Hydro 1080	200Ah/4,5kW	1050		478		290	175
P-LIGHT Hydro 1250	200Ah/4,5kW	1250		481		292	180
P-LIGHT Hydro Comp w tank		590	630	375	240	260	50

P-LIGHT Batteries	Capacity Ah	Length mm	Width mm	Height mm	Weight kg
PL2170 P-LIGHT Batteri	18Ah	180	75	165	6,5
PL2450 P-LIGHT Batteri	45Ah	197	165	171	15
PL 2512 P-LIGHT Batteri	120Ah	410	176	227	38
PL2515 P-LIGHT Batteri	150Ah	485	172	240	47
PL2520 P-LIGHT Batteri	200Ah	522	238	223	65

## P-LIGHT - Spare part electronic



Pic	Art. No.	Article	Price/pc €
1	IE5200	Push button with rubber cap Ø22,2-Momentary	
2	IE5205	Push button with rubber cap M12x0,75-Momentary	
3	IE5305-1P	Toggle switch On-Off 1-pol, Rubber cap-Toggl	
4	IE5307-1P	Toggle switch (On)-Off-(On) 1-pol, Rubber cap-Mome	
5	IE5307-2P	Toggle switch (On)-Off-(On) 2-pol- Rubber cap-Mome	
6	IE3100-80R	Solenoid Reverse 24V/80A (HC)	
7	IE3100-100	Solenoid 24V/100A (HC 2kW Round)	
8	IE3100-125	Solenoid 24V/125A (SW80 2.4 - 4.5kW)	
9	PL5201	Cable set Midi	
10	PL5202	Cable set Maxi och Maxi XL	
11	IE1400-30	Automatic fuse 30A	
12	PL5200-1	Spare key incl. wire & seal	
13	PL5200	Battery Disconnecter 150/1000A Incl. Wire	
14	PL2808-A10E	Installation cable 8m Aspöck No1 (2xASS3+Open End)	
15	PL2802-12-FSOE	Install. cable Radio 2m 12x0,75 (Open End)	





## P-LIGHT - Control unit



Art. No.	Article
PL3177	P-LIGHT Midi Control unit 5A
PL3407	P-LIGHT Maxi Control unit 10A
PL3507	P-LIGHT Heavy Control unit 10A Fits P-LIGHT Maxi XL, Magnum och Hydro

## P-LIGHT - Batteries



Pic	Art. No.	Article
1	PL2170	P-LIGHT Battery Midi 18Ah
2	PL2450	P-LIGHT Battery Maxi 45Ah
3	PL2512	P-LIGHT Battery Magnum/Hydro 120Ah
4	PL2515	P-LIGHT Battery Magnum/Hydro 150Ah
5	PL2520	P-LIGHT Battery Magnum/Hydro 200Ah

## P-LIGHT - Bolt kit with sealing strip



Pic	Art. No.	Article
1	PL5101	Bolt kit lid Midi, Magnum/Splitt och Hydro
2	PL5102	Bolt kit lid Maxi
3	PL5103	Bolt kit lid Maxi XL
4	PL5104	Bolt kit lid Magnum Frame

## P-LIGHT - Spare parts hydraulic

1



2



3



4



5



6



7, 8



9, 10



Pic

Art. No.

Article

1	PL4630-2X2,0	Hydraulic unit 3kW 2x2.0cc
2	PL4545-3.8	Hydraulic unit 4.5kW 3.8cc
3	PL4524-3.2	Hydraulic unit 2.4kW 3.2cc
4	PL4545-00	Engine kit 4.5 KW, excl. pump
5	PL4524-00	Engine kit 2.4 kW, excl. pump
6	PL4720-00	Engine kit 2 kW, excl. pump/tank
7	PL4720-1.25-7	Hydraulic unit 2.0kW 1.25cc , incl 7L tank
8	PL4700-70	Reservoir kit 7L to Hydro Comp
9	PL4720-1.25-4	Hydraulic unit 2.0kW 1.25cc
10	PL4700-40	Reservoir kit 4L to Hydro Comp
11	PL4701-1.25	Pumpkit 1.25cc Hydraul unit HC 2kW
12	PL4501-3.2	Pumpkit 3.2cc Hydraul unit 2.4kW (4.5kW)
13	PL4501-3.8	Pumpkit 3.8cc Hydraulic unit 4.5kW (2.4kW)
14	PL4702-00	Adapterkit Hydraul unit HC 2kW
15	PL4502-00	Adapterkit Hydraul unit 2.4 - 4.5kW
16	IH9111	P-LIGHT Hydraulic oil filter 10 my
17	IH9000-1/2	Airfilter tank 1/2", Reservoir
18	IH9000-3/4	Airfilter tank 3/4", Reservoir
19	PL4720-09	Thermal temperature protection 2 & 3kW motor
20	PL4524-08	Carbon kit 2.4kW engine
21	PL4545-08	Carbon kit 4.5kW engine
22	PL4630-08	Carbon kit 3kW engine
23	PL4720-08	Carbon kit 2kW engine

11, 12, 13



14, 15



16



17



18



19



20, 21, 22, 23



## P-LIGHT Radio



### Installation of P-LIGHT in a vehicle for the carriage of dangerous goods according to ADR /ADR99.

- The provisions of ADR/ADR 99 must be observed for the installation of P-LIGHT in vehicles for the carriage of dangerous goods.
- Detailed information for installation in vehicles for the carriage of dangerous goods (ADR) can be found in the MSB Statute Book ADR-S 2019 The Swedish Civil Contingencies Agency's regulations regarding the carriage of dangerous goods by road and off-road, (Swedish Civil Contingencies Agency's statute book MSBFS 2018:5).

Art.nr	Artikel/benämning
PL5800	P-LIGHT ADR-Kit Midi
PL5803	P-LIGHT ADR-Kit Maxi
PL5805	P-LIGHT ADR-Kit Maxi XL
PL5808	P-LIGHT ADR-Kit Magnum Frame
PL5810	P-LIGHT ADR-Kit Magnum/Hydro

## P-LIGHT Radio



P-LIGHT Radios are programmed and adapted for our products and can be customised and programmed for most functions needed for efficient use. Also available with custom designed labels. Contact us for price, functions and opportunities.



Examples of special labels/functions

[www.p-light.com](http://www.p-light.com)



established 2000



## P-LIGHT Facts - The law

**The Swedish law is very clear regarding the illumination of vehicles parked in darkness.**

**Extract from the Swedish Lighting Act number 74§**

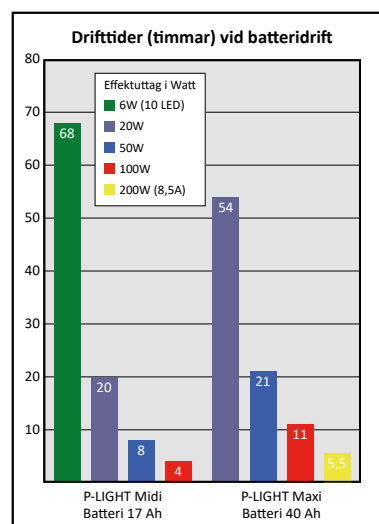
"When a vehicle has stopped or been parked on a road the vehicles parking – and tail lights has to be lit during dark, dusk or dawn and otherwise when the weather or other circumstances make it necessary for other road users to notice."

**Extract from the Swedish Lighting Act number 75§**

"The provisions of section 74 do not apply if the road is so well illuminated that the vehicle can still be clearly noticed at a sufficient distance or if the vehicle has been stopped or parked off the roadway and roadway."

**Most countries in Europe has similar lighting acts; what does the law say in your country?**

## P-LIGHT Facts - Operating time



**To calculate the operating time for battery-powered products, the law of Ohms should be applied, hence, it cannot be changed or affected.**

E.g, a 24V system corresponds to a 24W illumination with 1A power outlet.

In this case you get approx. 1 lighting hour per battery Ah, (Note, applies to fully charged batteries in mint condition at + 20 ° C).

**Own calculation:**  $Ah \times V / W = h$

Ah = Battery amps, V = Volt, W = Power output in Watt.

## P-LIGHT Warranty and function

P-LIGHT is developed and manufactured in Sweden, using components and products of the highest quality. All components are developed to work together, thus original spare parts must always be used to ensure optimal operation and function.

P-LIGHT is covered by a 1-year product warranty if all conditions are met. The guarantee is calculated from the day of purchase or installation / registration date if installation takes place by P-LIGHT recommended workshop / bodybuilder within 6 months from InnoNet's invoice date.

Full terms are available on our websites [support.p-light.com](http://support.p-light.com), [www.p-light.com](http://www.p-light.com) and [www.innonet.se](http://www.innonet.se).



## P-LIGHT Support

- Accessibility, documents and information



Welcome to the P-LIGHT support page, here you will find frequently asked questions and answers and most documents for the different models.

We update this page with information and documents on an ongoing basis. Make a habit of visiting the page and checking for answers when you get questions about P-LIGHT. If you do not find the answers here or want more information, you are always welcome to contact us.

When you contact us, it helps if you have a serial number and model details to hand so we can help you with the right answer as smoothly as possible.

**Website: [support.p-light.com](http://support.p-light.com), E-mail: [support@innonet.se](mailto:support@innonet.se), Phone Support +46 472-483 93**

## P-LIGHT Service and maintenance

- Servicemanual



P-LIGHT has been on the market since 2000, and has always been known for its long service life and reliability.

But the best can always get better, so a service manual is provided with each P-LIGHT that will make it easier for your users and the workshops that handle service and maintenance of the vehicles. It contains recommendations on what should be done and when.

It will be a good complement to the installation manual when you carry out service and maintenance on P-LIGHT.

The service manual contains service protocols and space for documentation of comments and measures.

### Terms of sales

Prices:	In EUR excl. VAT.	Return of goods:	Products may be returned subject to our approval and according to our return instructions.
Delivery time:	Midi and Maxi: In stock, normally 2-4 days, larger quantities approximately 2 weeks. Maxi XL, Magnum and Hydro: 2-5 weeks. Spare parts: For orders received before 11:00 a.m., normally the same day or in other cases the following working day.	Complaints:	Complaints must be made in accordance with our procedures using the correct forms that you order from our support service.
Delivery terms:	Ex. Works From our factory in Vislanda.	Warranty:	If under warranty, the complaint form must be completed and sent together with pictures to <a href="mailto:support@innonet.se">support@innonet.se</a> .
Payment terms:	Advance payment or 30 days net, subject to credit approval. Interest on arrears is charged at 2% monthly.	Price list:	This price list takes effect on 01-10-2021 and applies until further notice, and replaces previous price lists, quotes and agreements.

**For all terms and conditions of sale and general delivery regulations, please refer to separate documents on [www.innonet.se](http://www.innonet.se)**



**P-LIGHT is a registered trademark owned by InnoNet AB**

InnoNet AB  
Olvägen 7  
SE-342 50 Vislanda  
Phone +46 472 483 93  
Support +46 472 483 93  
[www.innonet.se](http://www.innonet.se)  
[www.p-light.com](http://www.p-light.com)  
[www.spiva.se](http://www.spiva.se)

## P-LIGHT - Contact

Sales - Support - Order

### Technical sales

Phone: +46 472-483 89

E-mail: [sales@innonet.se](mailto:sales@innonet.se)

### Support

Phone: +46 472-483 93

E-mail: [support@innonet.se](mailto:support@innonet.se)

### Order

Phone: +46 472-483 83

E-mail: [order@innonet.se](mailto:order@innonet.se)

**See our website - [support.p-light.com](http://support.p-light.com) - for support and technical information.**

Reseller/Workshop/Builder

Sold, mount and serviced by most bodybuilders and workshops and sold by established dealers of spare parts and accessories for heavy vehicles.